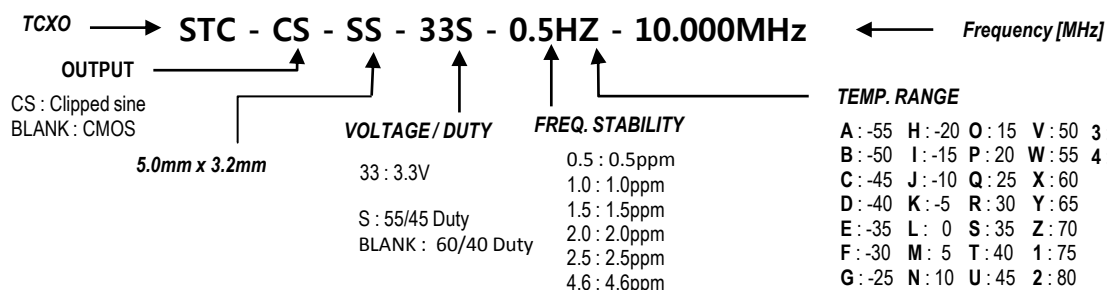


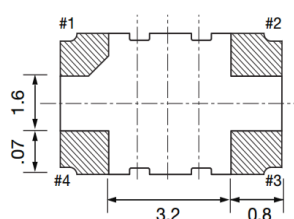
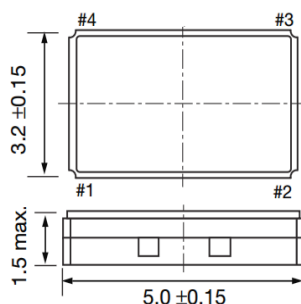
Features & Applications

- Temperature Compensated Crystal Oscillator
- Clipped Sine Wave or CMOS Output
- ± 0.5 ppm Temperature Stability available
- Fundamental Crystal Design
- GPS, Small Cell Base Stations, PCS Base Stations
- WiMAX, Wi-Fi, Wi-LAN
- Wireless Communications, Handsets
- Broadband Access
- Test and Measurement, Cellular Telephony


Part Numbering Guide

Electrical Characteristics

type		clipped sine wave	cmos	REMARK
frequency range		10.0 ~ 40.0MHz	6.0 ~ 40.0MHz	
supply voltage V _{DD}		3.3V ± 5%	3.3V ± 5%	
operating temperature		STD. -10°C ~ 70°C / Option : -40°C ~ 90°C		
storage temperature		-55°C ~ 125°C		
frequency stability	Temp.	± 0.5 ppm ~ ± 4.6 pm (overall)		
	Voltage	± 0.3 ppm @ V _{DD} ± 5%		
	Load	± 0.3 ppm @ Load ± 10%		
	aging	± 1.0 ppm max at +25 °C ± 3 °C for first year		
input current	1.0 ~ 20.0MHz	1.5 mA max	10 mA max	
	20.1 ~ 40.0MHz	3.0 mA max	20 mA max	
phase jitter 12kHz ~ 20MHz		< 1.0ps RMS		
output	load	10kΩ // 10pF	15pF max (HCMOS)	
	logic level	V _{p-p} 0.7V min clipped sine wave (DC-cut)	low 10% V _{DD} max high 90% V _{DD} min	
	symmetry		55/45 @ 50% V _{DD}	
	rise / fall time		10 nS MAX / 10% V _{DD} to 90%	
start up time		10 mS MAX		

All specifications are subject to change without notice

Outline

Pin connection

- #1 : N/C
- #2 : Ground
- #3 : Output
- #4 : VDD

Solder PAD Layout
