

FEATURES	APPLICATIONS
<ul style="list-style-type: none"> - ±20ppm (Tolerance) Available - Ultra-Miniature Package - RoHS Compliant - Tape and Reel 	<ul style="list-style-type: none"> - Real Time Clock - Measurement Instruments - Wireless Applications



PART NUMBERING GUIDE

SUNTSU WATCH CRYSTAL SMT → **SWS 11 2 12 D 48 - 32.768kHz** ← **FREQUENCY (kHz)**

1.6mm x 1.0mm → **OPERATING TEMPERATURE RANGE**
 16: -10°C to + 60°C
 48: -40°C to + 85°C

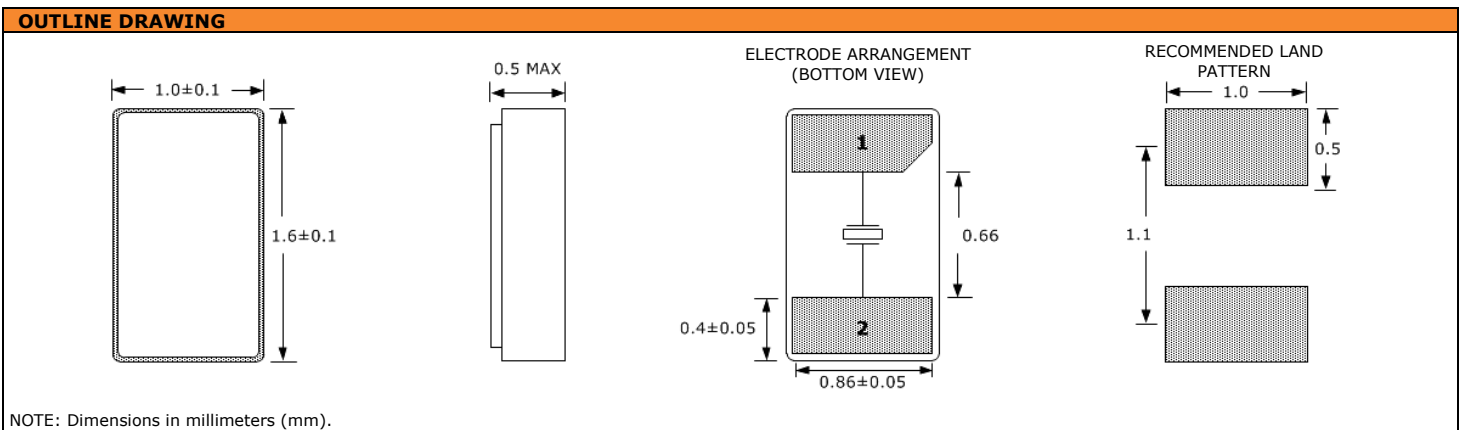
2 PAD → **FREQUENCY TOLERANCE**
 D: ±20ppm

LOAD CAPACITANCE
 12: 12.5pF
 9: 9.0pF

Cage Code: 4GUT4
 To customize your parameters contact a Suntsu representative.

ELECTRICAL PARAMETERS	UNITS	MIN.	TYP.	MAX.	REMARKS
Frequency	kHz		32.768		
Frequency Tolerance at +25°C	ppm	-20		+20	
Frequency Stability vs. Aging	ppm	-3		+3	First year @ +25°C.
Frequency Coefficient (β)	ppm/T ²	-0.04	-0.03	-0.02	
Operating Temperature	°C	-40		+85	See part numbering guide for options.
Turnover Temperature		+20	+25	+30	
Storage Temperature		-55		+125	
Load Capacitance	pF			12.5	See part numbering guide for options.
Shunt Capacitance			1.4		
Drive Level	μW			0.5	
Insulation Resistance	MΩ	500			@ 100V _{DC} ± 15V.
Equivalent Series Resistance	kΩ			90	

OUTLINE DRAWING

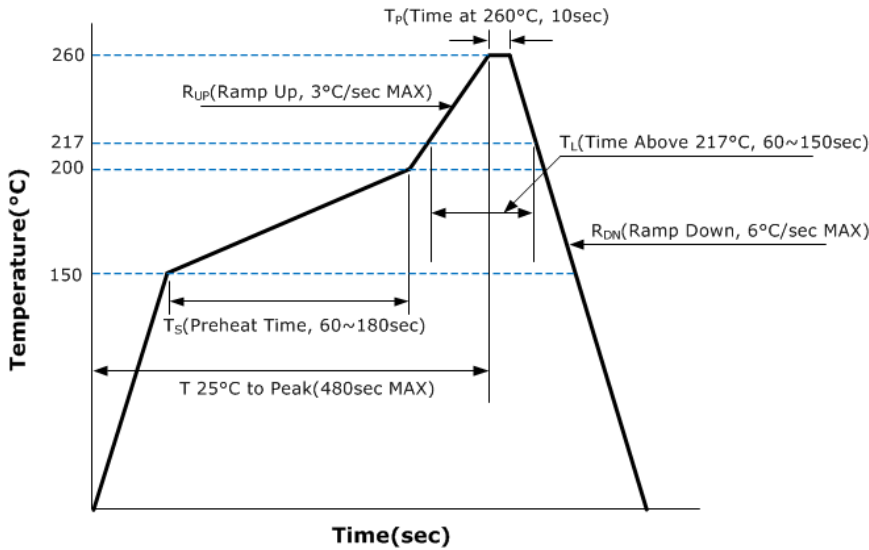


NOTE: Dimensions in millimeters (mm).

ENVIRONMENTAL & MECHANICAL SPECIFICATIONS

Temperature Cycling	MIL-STD-883, Method 1010, Condition B
Fine Leak Test	MIL-STD-883, Method 1014, Condition A
Gross Leak Test	MIL-STD-883, Method 1014, Condition C
Mechanical Shock	MIL-STD-202, Method 213, Condition B
Vibration	MIL-STD-883, Method 2007, Condition A
Moisture Resistance	MIL-STD-883, Method 1004
Moisture Sensitivity	J-STD-020, MSL 1
Resistance to Soldering Heat	MIL-STD-202, Method 210, Condition K
Resistance to Solvents	MIL-STD-202, Method 215
Solderability	MIL-STD-883, Method 2003

REFLOW PROFILE

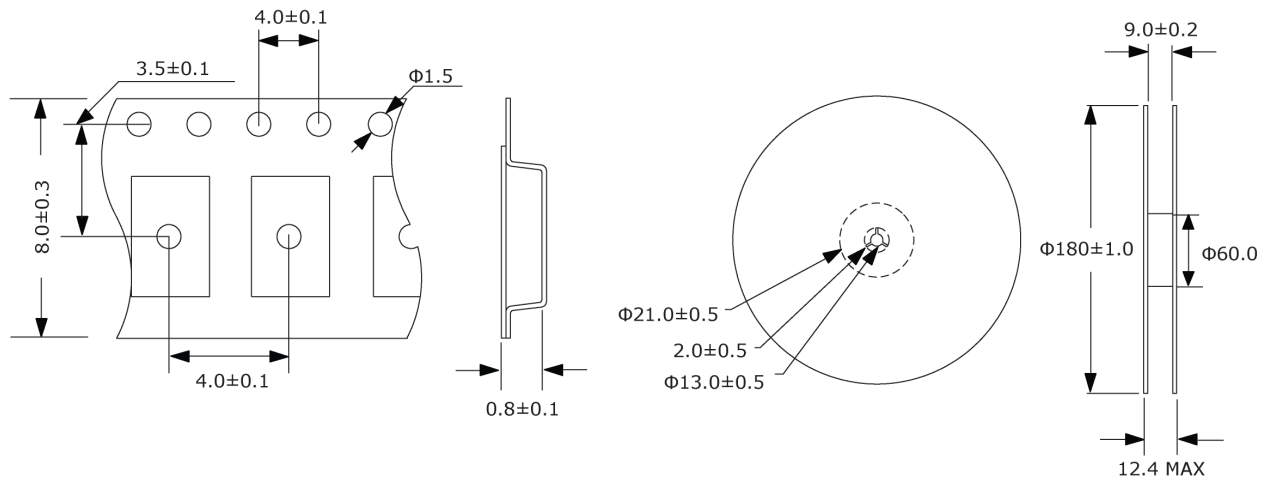


MARKING

Line 1: XXXXXX
 ↑
 Lot Code

TAPE AND REEL DIMENSIONS

3,000pcs/reel



NOTE: Dimensions in millimeters (mm); drawing is not to scale.