

# 3.7 x 3.1 mm INDUSTRIAL GRADE CERAMIC RESONATOR

**AWSZT-CV**

**RoHS/RoHS II Compliant**

Pb in ceramic, exemption (7c-I)



3.7 x 3.1 mm

## FEATURES:

- Low resonant impedance
- IR reflow capable
- Low cost

## APPLICATIONS:

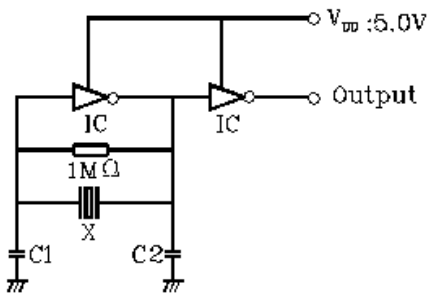
- Remote controls, Microprocessor clocks, Mobile phones, DVD & CD-Roms, Electric appliances
- Consumer electronics

## ELECTRICAL CHARACTERISTICS:

Parameters	Minimum	Typical	Maximum	Units	Notes
Frequency Range	8.00		13.00	MHz	
	16.00		60.00		
Resonant Impedance (Ro)			30	Ω	8.00 MHz – 13.00 MHz
			40		16.00 MHz – 20.00 MHz
			40		20.01 MHz – 25.99 MHz
			40		26.00 MHz – 60.00 MHz
Load Capacitance for Test Circuit (C1=C2)	30 – 20%	30	30 + 20%	pF	8.00 MHz – 13.00 MHz
	30 – 20%	30	30 + 20%		16.00 MHz – 20.00 MHz
	15 – 20%	15	15 + 20%		20.01 MHz – 25.99 MHz
	5 – 20%	5	5 + 20%		26.00 MHz – 60.00 MHz
Frequency Tolerance @25 °C	-0.5		0.5	%	
Frequency Stability @ -25°C to +85°C	-0.4		0.4	%	8.00 MHz – 13.00 MHz
	-0.3		0.3		16.00 MHz – 60.00 MHz
Withstanding Voltage		50		V	DC , 1 min
Rating Voltage	(1) D.C. Voltage		6	V	
	(2) A.C. Voltage		15	Vp-p.	
Insulation Resistance	100			MΩ	10V, 1min
Operation Temperature	-25		85	°C	
Storage Temperature	-55		85	°C	
Aging Rate (Fosc) (10 years)	-0.3		0.3	%	

## TEST CONDITION AND TEST CIRCUIT:

Parts shall be measured under a condition (Temp.: 20±15°C, Humidity: 65±20% R.H.) unless the standard condition (Temp: 25±3°C, Humidity: 65±10% R.H.) is regulated to measure



X: Ceramic Resonator

C1=C2: 30pF ±20% (8.00MHz~13.00MHz)  
 30pF ±20% (16.00MHz~20.00MHz)  
 15pF ±20% (20.01MHz~25.99MHz)  
 5pF ±20% (26.00MHz~60.00MHz)

AWSZT - XX.XXCV - □

# 3.7 x 3.1 mm INDUSTRIAL GRADE CERAMIC RESONATOR

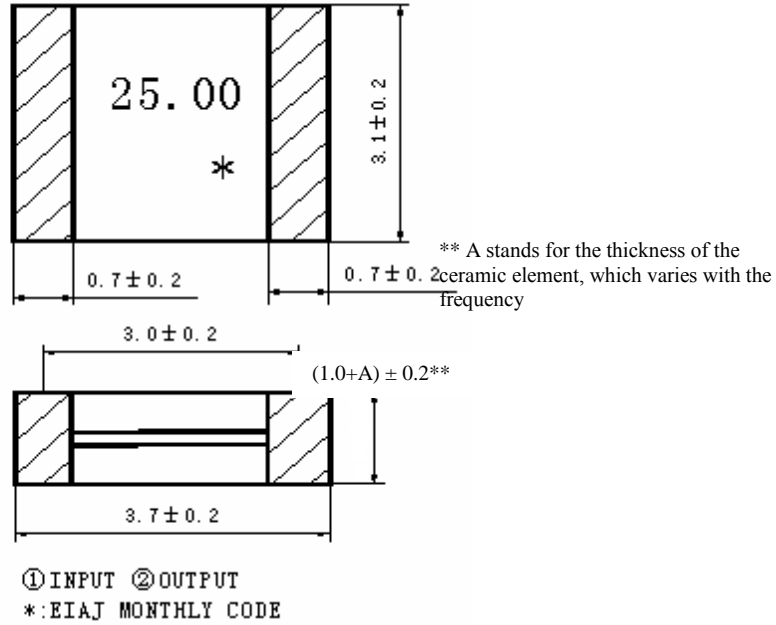
AWSZT-CV

RoHS/RoHS II Compliant  
Pb in ceramic, exemption (7c-I)

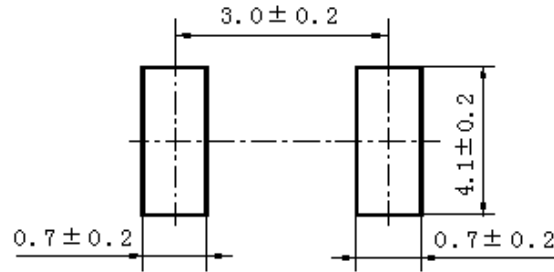


3.7 x 3.1 mm

## OUTLINE DRAWING:



## Recommended Land Pattern



Dimension: mm

## REFLOW PROFILE:

